



NOTE: Colour and shade variation are inherent qualities in all fired ceramic products.




Deep Blue (K3)



Ocean Blue (K1)



Turquoise (K2)



Celadon Green (K4)



Diamond (K0)

Middle Earth Handcrafted 300x300 Crystal Tiles are an exciting new concept and colour series. Each tile has a unique crystal "glass like" finish which creates a sparking finish.

<p>Tile Size: 300 x 300 x 8 mm</p>	<p>11 Tiles per m² (allowing for joints)</p>
---	--



HANDCRAFTED 300 CRYSTAL TILES

INSTALLATION ADVICE

NOTE: Colour and shade variation are inherent qualities in all fired ceramic products.

300x300 Crystal Tile Installation Advice

All tiles should be installed in accordance with recognized standards. We recommend BRANZ Publication "Good Tiling Practice"

Dry Laying – Avoid applying excess weight on the tiles when they are dry laid. Be careful when walking on dry laid tiles so not to crack them.

Colour Variation – Crystal tiles are made with intentional colour variation. To give the best effect, we suggest that when the tiles are being installed, they are taken at random from several packs.

Size Variation – Hand Glazed tiles are hand crafted during production, which gives a slight size variation of the tiles. We recommend using a slightly larger grout joint to allow for this variation. The use of spacers is not recommended.

Glue – Due to the shape of the tiles you should use a 10-12mm notch trowel.

Cutting – When cutting the tiles, scribe first with a diamond cutter and then cut with a wet saw.

Middle Earth Tiles will not accept any responsibility for obvious physical defects after the tiles have been installed.

If you require further information, contact your Middle Earth Tiles supplier or visit our website.

www.middleearthtiles.co.nz